



Door system



PremiDoor lift/sliding Door



KÖMMERLING®



The suitable Door for *your world*

Doors and windows form part of your living space and your own personal living environment. You should therefore give your full attention to your decision for the right door system.

Link between house and garden

Link between house and garden Where does it start outside, where does it stop inside – and vice versa? With the lift/sliding doors this distinction is deliberately blurred. You create the most beautiful links between your home and the airy green of your garden. Irrespective of the weather you gain space for living and life – without transition.




Our window profiles are stabilised with eco friendly calcium and zinc instead of lead. This not only promotes the protection of the environment, but also the quality throughout the window's life cycle – for greater resistance to weathering, longer lasting gloss, and higher recycling efficiency: environmental protection that pays off.

Light and air over a broad front

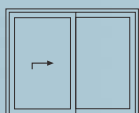
The lift/sliding door PremiDoor lets you design very large openings, e.g. for the garden and terrace, just as you want for the maximum light. Your home opens into the garden, your terrace becomes your home.

PremiDoor is a genuine premium product. Its appeal lies in its lean design look, its timeless character, and its technical features: maximum values for thermal and sound insulation, stability, and weather tightness are just as natural as reliable functioning with high user comfort. A great many design variants and unusual measurements – with sash sizes up to 3.0 m wide and 2.5 m high – provide the best conditions for an individual architecture.

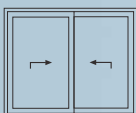
- ▶ Reliable functionality, great handling ease
- ▶ Smooth and quiet running of the sliding sashes
- ▶ Extraordinary measurements: sash size up to 3.0 m wide and 2.5 m high
- ▶ Profiles of lead free rigid PVC stabilised with eco friendly calcium and zinc
- ▶ Outstanding thermal insulation. Threshold with thermal break for optimal isothermal properties



Opening modes



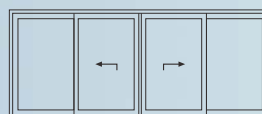
two-part element with lift/sliding sash and fixed glazing



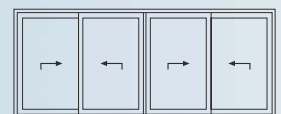
2-part element with two lift/sliding sashes



3-part element with two lift/sliding sashes, and fixed glazing



four-part element with two lift/sliding sashes and two fixed panes



four-part element with four lift/sliding sashes



profine GmbH KÖMMERLING KUNSTSTOFFE

PO Box 2165 · D-66929 Pirmasens - Germany
Tel. +49 (06331)56-0 · Fax +49 (06331)56-2475
E-mail: info@koemmerling.de
Internet: www.koemmerling.de